

EXHAUST FAN HINGE KIT

Buying Guide

Quick Comparison

L-Bar Hinge Kits

- Least expensive [hinge kits](#)
 - Extends beyond the curb, requiring at least 2-3 inches of space on the back or side of the curb
 - 1 year warranty
- L-Bar design keeps the fan from opening all the way (no chains)
 - Available for Standard and Oversized Exhaust Fans


*Starting at \$46**



Driploc Hinge Kits

- Versatile – can be installed on almost every fan
 - Limited space restrictions
 - Chains attach to opening to hold fan open
- Available for Standard and Oversized Exhaust Fans
 - Limited lifetime warranty

*Starting at \$59**



Super Hinge®

Standard Version

- Most durable hinges on the market
- No space restrictions – sizes are available to fit any fan
- Holding pin locks fan in place at 45 or 90 degree angle
- Adds support to fan base areas prone to failure/extends fan life
- Lifetime warranty

*Starting at \$153**

Quick Fit Version

- Same as Super Hinge Standard Version, but designed for one-man installation
- Can be installed in under 15 minutes while the fan is running
- Not available for oversized fans

*Starting at \$169**



**Prices subject to change.*

EXHAUST FAN HINGE KIT


Buying Guide

Driploc Hinge Kits

Driploc Hinge Kits are designed to fit most all fans and can be installed with limited space requirements. Comes with 2 hinges and 2 safety chains. Looks like a heavy metal door hinge with chains attaching to the opening of the fan to hold it open.

- Constructed of hardened 10-gauge steel.
- Can be installed in about 10 minutes
- Lifetime warranty with correct installation and usage

Two types available:



Standard Exhaust Fan Hinge: Designed for most all fans. A little more expensive than the Standard Duty L-Bar Hinge Kit, but can be installed with limited space requirements.



Oversized Exhaust Fan Hinge: Designed for applications where the fan base is smaller than the curb. In these cases, you need a heavier hinge to hold the fan open. More expensive than the Heavy Duty L-Bar Hinge Kit, but can be installed with limited space requirements.

EXHAUST FAN HINGE KIT

Buying Guide CONTINUED

L-Bar Hinge Kits

L-Bar Hinge Kits are designed to keep the fan from opening all the way without chains. This hinge extends beyond the curb. If there isn't at least 2-3 inches to spare on the back or side of the curb, you will want a hinge kit with limited space restrictions (Driploc, Super Hinge or Safe-T Hinge).

- 1 year warranty

Two types available:

Standard Duty Hinge Kit

- Least expensive hinge kit.
- Used where the fan base (curb) is 20 inches or smaller
- Weight limit: up to 600 lbs

Heavy Duty Hinge Kit

- Least expensive heavy duty hinge kit
- Heavier gauge steel. Used where the fan base (curb) is 24 inches or larger
- Weight limit: up to 1,000 lbs.



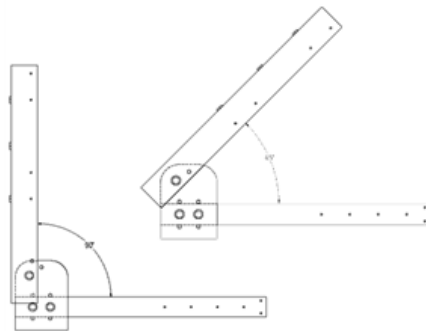
EXHAUST FAN HINGE KIT

Buying Guide *CONTINUED*

Omni Super Hinge

Super Hinges are the most durable on the market. If you're installing a new fan, and want to extend the life of the fan, Super Hinges are the recommended option.

- Sizes available to fit any fan / duct combination and all weights – no space restrictions.
- Made of laser cut, heavy gauge powder coated steel components to prevent bending, flexing and corrosion.
- Adds support to areas of the fan base that are prone to failure
- Lifetime warranty



Super Hinge – Quick Fit Version

- The same as Super Hinge except easier to install and not available for oversized fans (over 45 inch fan base)
- Can be installed by one person, while the fan is running, in less than 15 minutes.
- Always the recommended option unless fan base is larger than 45 inches
- Lifetime warranty

