

EA2-D.500-G15.3500

Heated Make-Up Air Supply Unit

MUA FAN INFORMATION - Job#2817306

FAN UNIT NO.	TAG	FAN UNIT MODEL #	BLOWER	HOUSING	CFM	ESP.	RPM	H.P.	B.H.P.	Ø	VOLT	FLA	WEIGHT (LBS.)	SONES	BURNER EFFICIENCY(%)
1		EA2-D.500-G15	G15-PB	A2-D.500	3500	0.250	743	2.000	1.2430	1	115	18.6	730	10.6	92

GAS FIRED MAKE-UP AIR UNIT(S)

FAN UNIT NO.	TAG	INPUT BTUs	OUTPUT BTUs	TEMP. RISE	REQUIRED INPUT GAS PRESSURE	GAS TYPE
1		308152	283500	75 deg F	7 in. w.c. - 14 in. w.c.	Natural

FAN OPTIONS

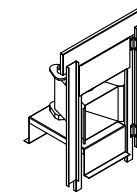
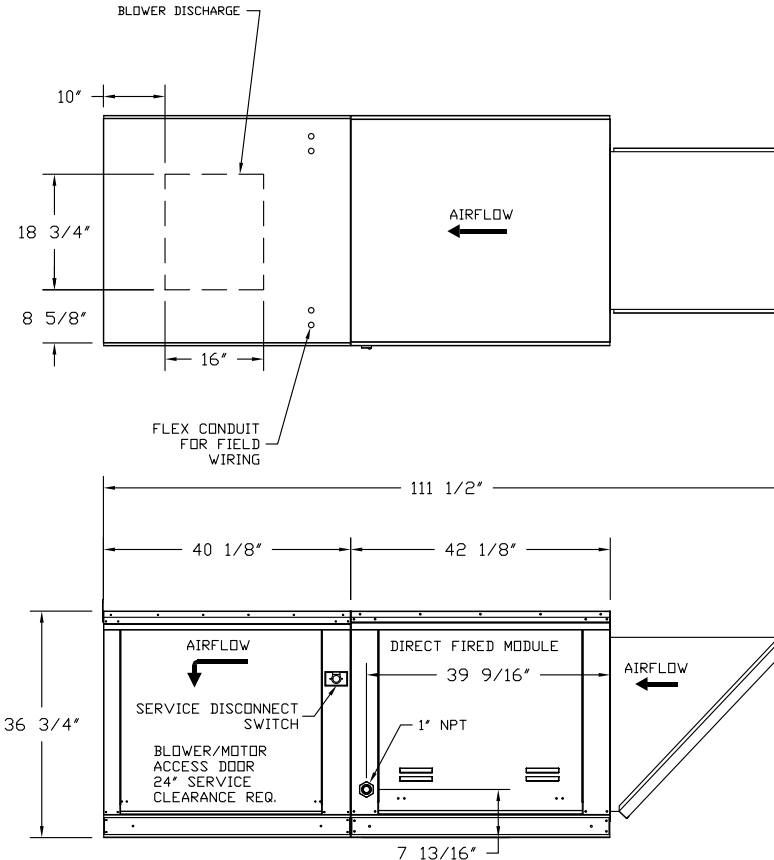
FAN UNIT NO.	TAG	OPTION (Qty. - Descr.)
1		1 - Low Fire Start
		1 - Inlet Pressure Gauge, 0-35"
		1 - Manifold Pressure Gauge, -5 to 15" wc

FAN #1 EA2-D.500-G15 - HEATER

1. DIRECT GAS FIRED HEATED MAKE UP AIR UNIT WITH 15" BLOWER
2. INTAKE HOOD WITH EZ FILTERS-LOW CFM
3. DOWN DISCHARGE - AIR FLOW RIGHT -> LEFT
4. LOW FIRE START. ALLOWS THE BURNER CIRCUIT TO ENERGIZE WHEN THE MODULATION CONTROL IS IN A LOW FIRE POSITION.
5. GAS PRESSURE GAUGE, 0-35", 2.5" DIAMETER, 1/4" THREAD SIZE
6. GAS PRESSURE GAUGE, -5 TO +15 INCHES WC., 2.5" DIAMETER, 1/4" THREAD SIZE

SUPPLY SIDE HEATER INFORMATION:

WINTER TEMPERATURE = 0°F. TEMP. RISE = 75°F.
 BTUs CALCULATED OFF STANDARD AIR DENSITY
 OUTPUT BTUs AT ALTITUDE OF 0.0 ft. = 283500
 INPUT BTUs AT ALTITUDE OF 0.0 ft. = 308152



Direct Fired (DF) Profile Plate Assembly

Direct Fired Profile Plate Specifications:

Description:
 Direct fired burners shall have patented (US Patent No. US6629523B2), self-adjusting profile plates designed to ensure proper air velocity and pressure drop across the burner. Profile plates shall allow burners to achieve clean combustion by limiting by-product levels to a maximum of 5ppm of carbon monoxide (CO), and 0.5ppm of nitrogen dioxide (NO2).

Application:
 Spring-loaded burner profile plates are engineered to automatically react to the momentum of a fresh air stream, without the need for any motors or actuators to mechanically adjust them. With this feature, all DF units are designed for demand control ventilation (DCV) requirements.

Certifications:
 All profile plate assemblies shall be included in the DF unit's ETL listing and comply with combined safety standards ANSI Z83.4 and CSA 3.7 (non-recirculating DF heaters) and ANSI Z83.18 (recirculating DF heaters).

General Construction:

- Profile plates shall be formed from G90 galvanized steel.
- Profile plates shall vary in size per unit.
- Profile plates shall be mounted along the same plane as the discharge of the burner.
- Design shall incorporate properly torqued, permanently mounted spring hinges.
- Spring hinges shall be made from plated steel.

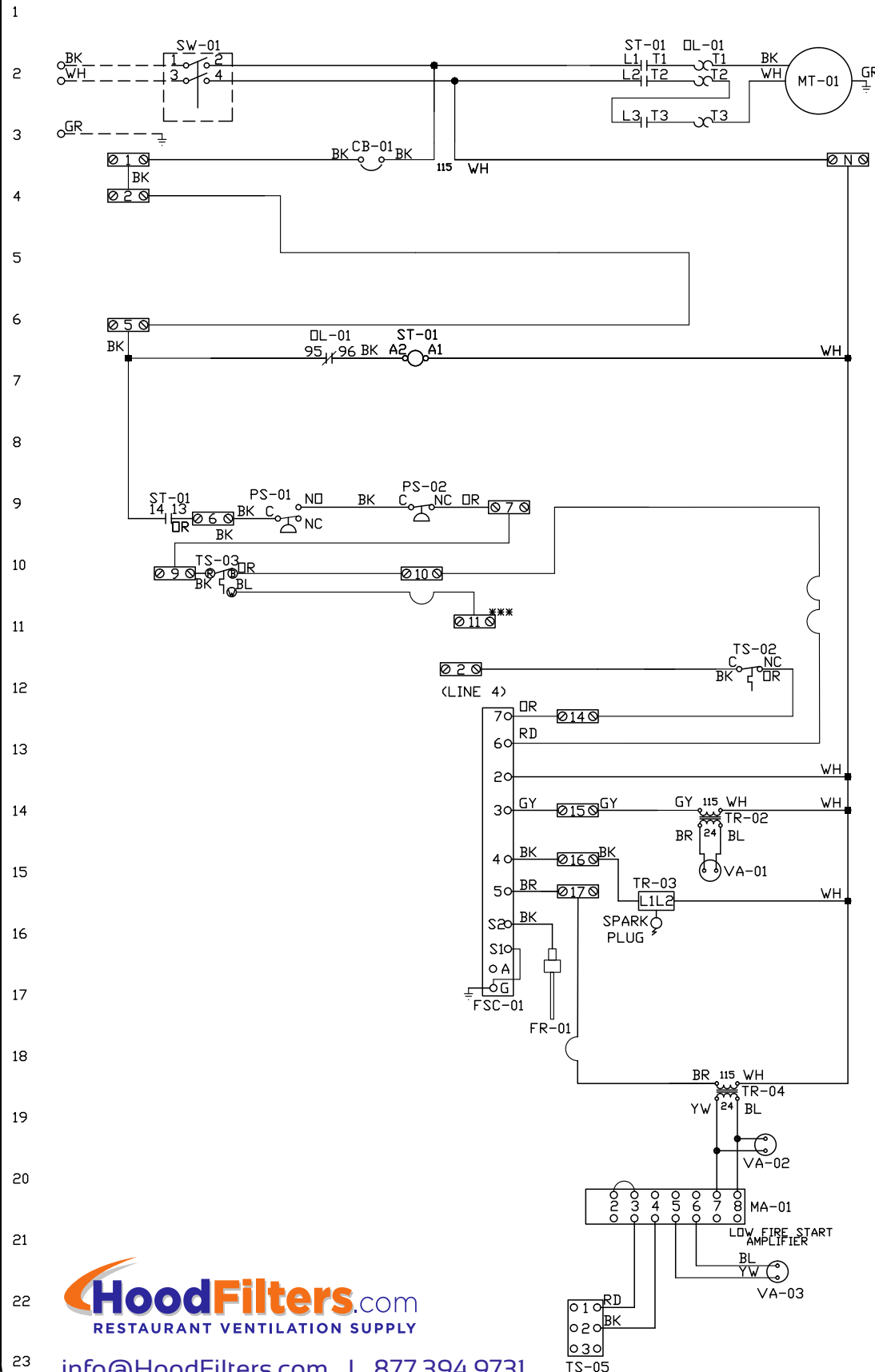


DRAWING NUMBER DF2817306-1

ATTENTION ELECTRICIAN!
 DROP FOR DISCONNECT CONNECTION
 IS FACTORY SUPPLIED
 CONNECT POWER TO THE DROP

Installed Options

Discharge Temp. Control



Component Identification

Label	Description	Location
CB-01	Circuit breaker (2amp)	[30]
FR-01	Flame rod	[16]
FSC-01	Fireye FSC	[11-140]
MA-01	Modulating amplifier	[190]
MT-01	Supply motor	[20]
DL-01	Supply motor overload	[20E70]
PS-01	Low Airflow Switch	[90]
PS-02	High Airflow Switch	[90]
ST-01	Supply motor contactor	[20E70E90]
SW-01	Main disconnect switch	[20]
TR-01	Power transformer(200v/20)	[120]
TR-02	Power transformer(20va)	[140]
TR-03	Ignition transformer	[140]
TR-04	Power transformer(20va)	[170]
TS-02	High temp limit switch	[100]
TS-03	Intake Air Sensor	[100]
TS-05	Discharge Air Sensor	[210]
VA-01	Pilot gas valve	[130]
VA-02	Main gas valve	[180]
VA-03	Modulating gas valve	[200]

MOTOR INFO
 SUPPLY: 2HP-115V-1P-18.6FLA
 CONTACTOR: 100-C23D10
 OVERLOAD: 193-T1AC20

ELECTRICAL INFORMATION
 MOTOR/CTRL CIRCUIT MCA: 25.4A
 MOTOR/CTRL CIRCUIT MDP: 40A



NOTES
 - - - DENOTES FIELD WIRING
 _____ DENOTES INTERNAL WIRING

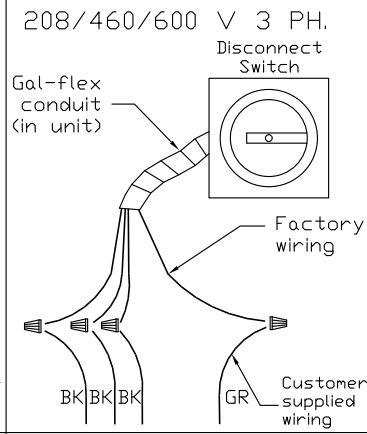
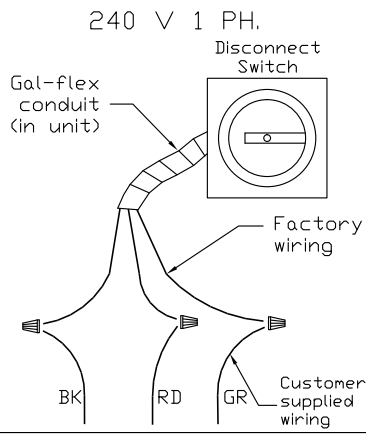
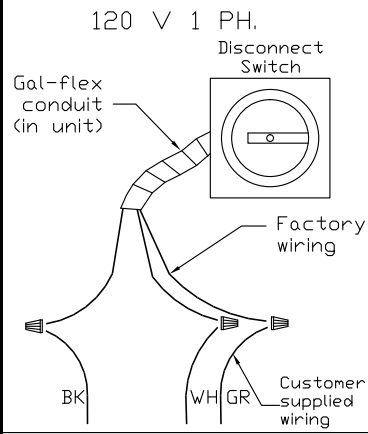
*** TERMINAL 11 PROVIDES COOLING CONNECTION

WIRE COLOR		SOCKET STYLE "CLIM" RELAY	
BK-BLACK	YW - YELLOW	RD - RED	NO 4 3
BL-BLUE	GR - GREEN	WH - WHITE	NC 2 1
BR - BROWN	GY - GRAY	PK - PINK	COM 8 7
DR - DRANGE	PR - PURPLE		COM 6 5

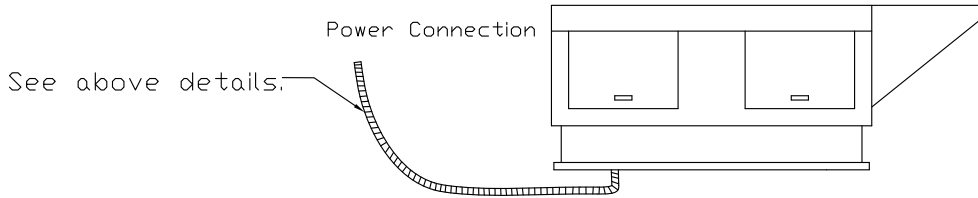
Installation Wiring

DRAWING NUMBER RP2817306-1

EA2-D.500-G15.3500 Heated Make-Up Air Supply Unit



Installed Options



NOTES

WIRE COLOR

BK - BLACK	YW - YELLOW
BL - BLUE	GR - GREEN
BR - BROWN	GY - GRAY
OR - ORANGE	PR - PURPLE
RD - RED	PK - PINK
WH - WHITE	